

# How do I update my password on my Android phone for my email account?

Article Number: 345 | Rating: 3/5 from 9 votes | Last Updated: Jun 17, 2015 at 10:55 AM

## ISSUE

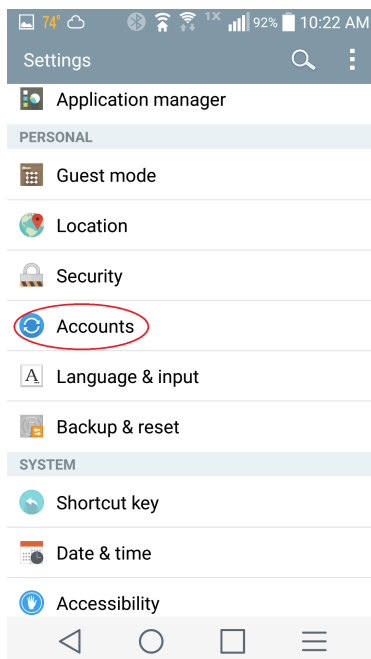
I changed my password and need to update it on my Android phone. How do I update it?

## ENVIRONMENT


Android phone syncing email from Office 365

## RESOLUTION

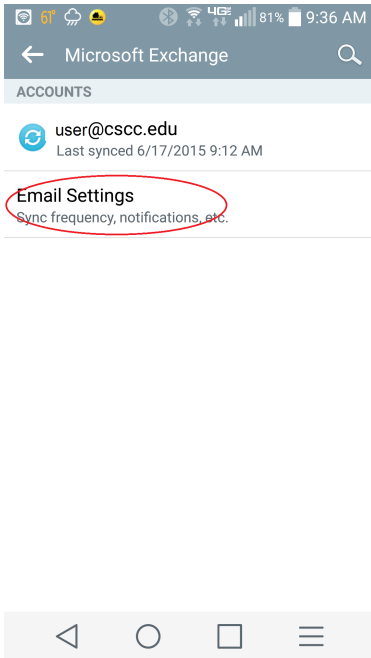
- Open the Settings menu on the phone (Tap your icon for all applications from the home screen and choose "settings" item.)
- Tap "Accounts" and select your Columbus State account from the accounts list



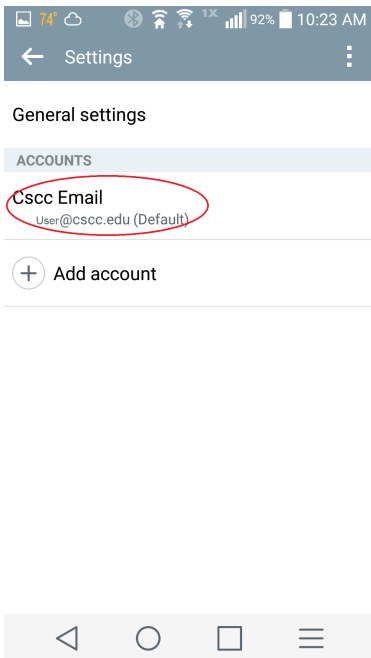
- Tap Microsoft Exchange type account (Your device may call it ActiveSync or just Exchange)



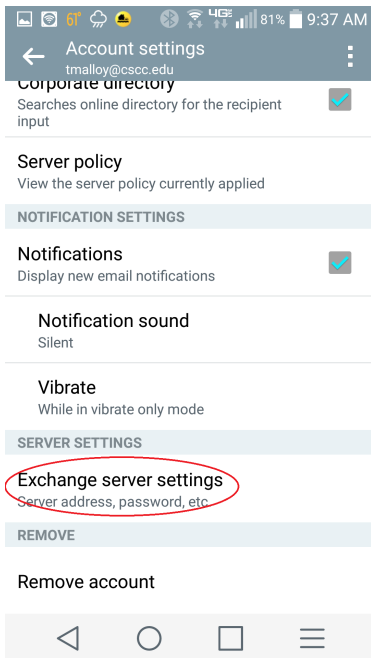
- Tap Email Settings - *do not tap your user settings.*



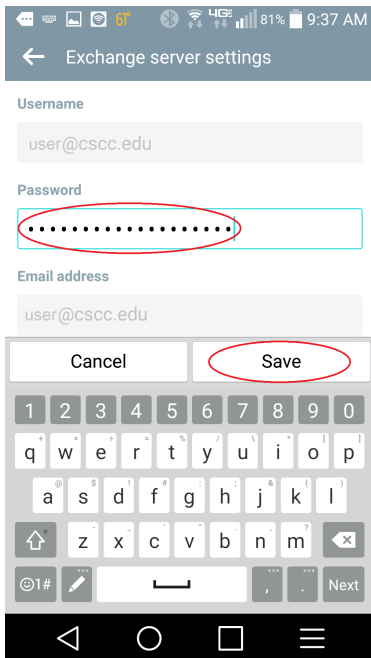
- Tap the Exchange account that is your CSCC account



- Scroll down and tap "Exchange Server Settings"



- Update your password to the current password and tap "Save". This will verify the credentials and save the updated password until the next change.



**CAUSE**

N/A

**METADATA**

Author: Tim Malloy  
Create Date: 10:54 June 17, 2015

Modifier: Tim Malloy  
Modified Date: 10:54 June 17, 2015

Posted by: [Timothy Malloy](#) - Jun 17, 2015 at 9:31 AM. This article has been viewed 69380 times.

Online URL: <https://kb.cscce.edu/article/how-do-i-update-my-password-on-my-android-phone-for-my-email-account-345.html>